

INNOVATIVE TOP-CLASS TECHNOLOGY



FIRST CLASS CUTTING

MADE IN GERMANY

SINCE 1922

Exceptional quality, reliability and innovative design are what our global customers expect of our cutters. All EBA products are **made in Germany** (with quality management in accordance with ISO 9001).

ECO

FRIENDLY

Our environmentally friendly machines are made of materials which have been optimized for recycling and sustainably produced. All are naturally free of toxic substances (with environment management in accordance with ISO 14001).

TOP SERVICE

QUALITY

We offer professional assistance to handle any questions or technical problems. Moreover, we guarantee that even after a device has been discontinued, spare parts will remain available for at least **15 years**.

EASY CUT

TECHNOLOGY


EASY-CUT technology makes operating our machines remarkably simple, yet absolutely safe. Enhancing convenience, reliability and efficiency.

SCS

SAFETY

The scope of our **Safety Cutting System** package exceeds even the most stringent applicable standards of safety for cutting machines. For ease of use with unrivaled safety.

GUILLOTINES WITH LIGHT BEAM SAFETY CURTAIN




These guillotines let you work more efficiently and increase productivity!

Precision, safety and time-saving efficiency are key when it comes to ensuring cost-effective small-scale production runs. Accordingly, we focus on ergonomic and economical operation when developing EBA guillotines with light beam safety curtains.

These guillotines are designed to maximize work input by optimizing the production process. In addition to an IR light beam safety curtain and touchpad, models are available with hydraulic drive, foot pedals, and air tables. These durable machines feature technology that can be counted on for unbeatable convenience, maximum operational safety and minimal maintenance.

By developing and optimizing premium products, we can meet and exceed the stringent requirements of a digital printing company or small professional printing house. As the market leader in small-format cutters, our machines continue to set the standard.



HIGH QUALITY BLADE

Our blades are made of German high-quality steel. Together with the durable blade carriers and hardened, adjustable blade guides, they are the stand-out feature on each EBA cutting machine.

EBA 4860

PROFESSIONAL GUILLOTINE WITH EASY-CUT, AUTOMATIC CLAMP, PROGRAMMABLE POWER BACKGAUGE WITH TOUCH PAD AND IR LIGHT BEAM SAFETY CURTAIN ON THE FRONT TABLE. 475 MM CUTTING LENGTH.

Cutting length	475 mm
Cutting height	80 mm
Narrow cut	35 mm
Table depth	450 mm



EBA 6660


PROFESSIONAL GUILLOTINE WITH EASY-CUT, AUTOMATIC CLAMP, PROGRAMMABLE POWER BACKGAUGE WITH TOUCH PAD AND IR LIGHT BEAM SAFETY CURTAIN ON THE FRONT TABLE. 650 MM CUTTING LENGTH.

Cutting length	650 mm
Cutting height	80 mm
Narrow cut	25 mm
Table depth	610 mm



Features

Innovative technology: light beam safety curtains in the work area guarantee operator safety. The convenient touchpad sets new standards for efficient and versatile programmability. If you need additional work space, side tables are also available.




IR SAFETY CURTAIN

The light beam safety curtain in the work area ensures the highest level of safety and cutting convenience.



PATENTED EASY-CUT ACTIVATING BARS

Blade and clamp can be activated independently via the two-step blade activating bars with separate trigger points for blade and clamp.



OPTICAL CUTTING LINE

The optical cutting line indicator with bright and durable LEDs guarantees easy alignment of cutting marks for precise cuts.



ELECTRONIC HAND WHEEL

Ideal for manual backgauge positioning, the electronic hand wheel has infinitely variable speed control from very slow to very fast.




EASY-TO-USE TOUCH PAD

Extremely convenient: Electronic, programmable control module for the power backgauge with multi-lingual touch pad. 99 programs with 99 steps in each program can be stored.



BACKGAUGE

Precision aluminium backgauge allows exact paper positioning for a perfect cut every time.



ILLUMINATION

For illumination of the cutting table, three lighting modes can be easily accessed via the touchpad (models 4860 and 6660).



BLADE DEPTH ADJUSTMENT

Convenient and swift readjustment of the blade depth is made using an adjusting screw at the side of the machine.



PRACTICAL TOOL HOLDER

The cleverly designed tool holder on the rear table accommodates all the required tools for replacing blades and other routine maintenance.



SAFE BLADE CHANGE

Safe and convenient blade change without removing covers. Blade changing device covers cutting edge of blade to protect the operator.

30

**30 % INCREASE IN PRODUCTIVITY.
IR LIGHT BEAM SAFETY CURTAIN AND
TOUCHPAD, FOR FASTER WORKING.**

EBA 5560

PROFESSIONAL GUILLOTINE WITH HYDRAULIC BLADE AND CLAMP DRIVE, EASY-CUT, PROGRAMMABLE POWER BACKGAUGE WITH TOUCH PAD AND IR LIGHT BEAM SAFETY CURTAIN ON THE FRONT TABLE.

Cutting length	550 mm
Cutting height	95/92 ¹ mm
Narrow cut	32/60 ¹ mm
Table depth	570 mm

¹with false clamp installed

The foot pedal is ideal for pre-clamping or as a mechanical cutting line indicator. Adjusting knob for infinitely variable clamp pressure (min. 200 / max. 1100 daN) and pressure gauge. False clamp plate for delicate work. Solid front table made of die-cast aluminium with stainless steel worktops. (Model 5560 LT: with air table). The construction of the solid die-cast machine-frame absorbs the forces during cutting. In addition, very practical: stacking angle and castors for easy transportation.



EBA 7260

PROFESSIONAL GUILLOTINE WITH EASY-CUT, HYDRAULIC CLAMP, PROGRAMMABLE POWER BACKGAUGE WITH ELECTRONIC CONTROL MODULE AND IR LIGHT BEAM SAFETY CURTAIN ON THE FRONT TABLE.

Cutting length	720 mm
Cutting height	80/78 ¹ mm
Narrow cut	20/90 ¹ mm
Table depth	720 mm

¹with false clamp installed

This guillotine features an electromechanical blade drive and a hydraulic drive for the automatic clamp. Adjusting knob for infinitely variable clamp pressure (min. 250 / max. 2000 daN) and pressure gauge. The front table is made of stainless steel worktops and equipped with air jets on the front and rear tables for easy gliding of the paper stack.



Features

Our top models let you process small jobs more efficiently: These programmable guillotines with hydraulic drives are reliable, hard-working units. With a foot pedal, stainless steel working surface or air table, and HSS blade, this is professional grade in every sense. Additional options are also available if you wish to add more cutting table space.



IR SAFETY CURTAIN

The light beam safety curtain in the work area ensures the highest level of safety and cutting convenience.




PATENTED EASY-CUT ACTIVATING BARS

A cut can be executed conveniently by means of the patented EASY-CUT blade activating bars, which guarantee a safe two-hand operation.



FOOT PEDAL

The foot pedal for pre-clamping allows more refined paper handling – particularly when cutting bound booklets.




OPTICAL CUTTING LINE

The optical cutting line indicator with bright and durable LEDs guarantees easy alignment of cutting marks for precise cuts.



EASY-TO-USE TOUCH PAD

Extremely convenient: Electronic, programmable control module for the power backgauge with multi-lingual touch pad. 99 programs with 99 steps in each program can be stored (model 5560).



AIR TABLE

Makes life easier when working with heavy stacks of paper: Connectable air table with air jets on the front and rear tables (standard on 5560 LT and 7260 models).



PROGRAMMABLE BACKGAUGE

The control module for the power backgauge can store 99 programs with 99 steps in each program. It also offers numerous additional features for efficient cutting (model 7260).



ELECTRONIC HAND WHEEL

Ideal for manual backgauge positioning, the electronic hand wheel has infinitely variable speed control from very slow to very fast.



SAFE BLADE CHANGE

Safe and convenient blade change without removing covers. Blade changing device covers cutting edge of blade to protect the operator.



PRESSURE ADJUSTMENT

A rotary knob on the front of the machine allows precise adjustment of the clamping pressure to match the quality of the paper.

99

**PROGRAMMABLE CONTROL
FOR 99 PROGRAMS, WITH 99 STEPS
IN EACH PROGRAM.**

TECHNICAL DATA

	EBA 4860	EBA 6660	EBA 5560	EBA 5560 LT	EBA 7260
Cutting length, mm	475	650	550	550	720
Cutting height, mm	80	80	95/92 ²	95/92 ²	80/78 ²
Narrow cut, mm	35	25	32/60 ²	32/60 ²	20/90 ²
Table depth, mm	450	610	570	570	720
Blade drive	electromechanical	electromechanical	hydraulic	hydraulic	electromechanical
Clamping system	automatic clamp	automatic clamp	hydraulic clamp	hydraulic clamp	hydraulic clamp
Foot pedal for pre-clamping	-	-	•	•	•
Backgauge	electric	electric	electric	electric	electric
Manual backgauge setting	electronic hand wheel	electronic hand wheel	electronic hand wheel	electronic hand wheel	electronic hand wheel
Measurement indication (mm/inches)	digital display	digital display	digital display	digital display	digital display
Electronic control for backgauge	touch pad	touch pad	touch pad	touch pad	electronic control module
Program mode	99 programs, 99 steps	99 programs, 99 steps	99 programs, 99 steps	99 programs, 99 steps	99 programs, 99 steps
Programming of repeat cuts	up to 15 steps	up to 15 steps	up to 15 steps	up to 15 steps	up to 9 steps
Air table (air jets on front and rear table)	-	-	-	•	•
Optical cutting line indicator with bright LEDs	•	•	•	•	•
Safety element on front table	IR light beam safety curtain	IR light beam safety curtain	IR light beam safety curtain	IR light beam safety curtain	IR light beam safety curtain
Three-step front table illumination	•	•	-	-	-
EASY-CUT (patented blade activating bars)	•	•	•	•	•
Practical hook-in tool holder on back table	•	•	•	•	•
Optional accessories (at an extra cost)	set of side tables	set of side tables	set of side tables	set of side tables	set of side tables
Dimensions, mm (H x W x D)	1296 x 762/1349 ¹ x 988	1293 x 992/1565 ¹ x 1220	1370 x 1070/1630 ¹ x 1400	1370 x 1070/1630 ¹ x 1400	1335x1305/2100 ¹ x1540/1600 ¹
Power supply ³	230 V / 50 Hz / 1.42 kW	230 V / 50 Hz / 1.42 kW	230 V / 50 Hz / 1.5 kW	230 V / 50 Hz / 1.5 kW	400V/50 Hz / 1.5 kW
Weight, kg	232 / 240 ¹	312 / 321 ¹	369 / 386 ¹	369 / 386 ¹	588 / 628 ¹

¹ with side tables ² with false clamp ³ other voltages available



Full control

NEW

A new, intelligent control module with touch screen for accurate and efficient cutting.

99 programs with 99 steps in each (up to 15 repeat cuts can be integrated into a program) can be stored in memory. Automatic program sequence. Direct measurement input via 10-button key set. Preprogrammed DIN dimensions, from A6 to A3. Memory operation for repeat cuts. Automatic set function for reference measurement. EJECT function (for pushing out the paper) can also be included in cutting program. Self-diagnosis system with error indication on display.

Our products are safety tested



Further information is available at www.eba.de

EBA